

distribution terminal blocks



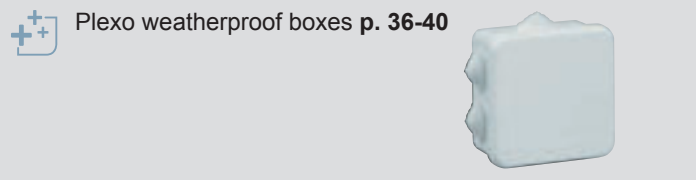
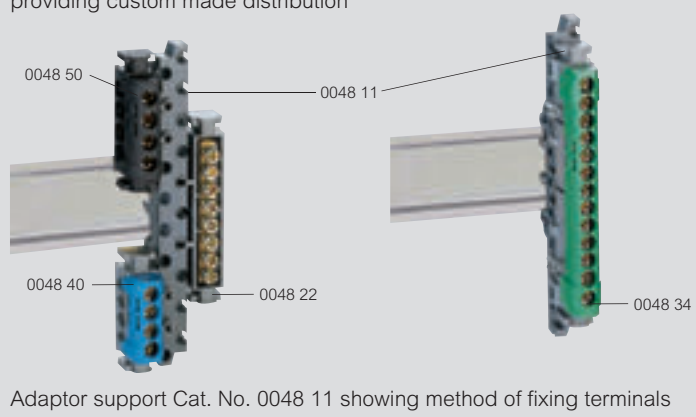

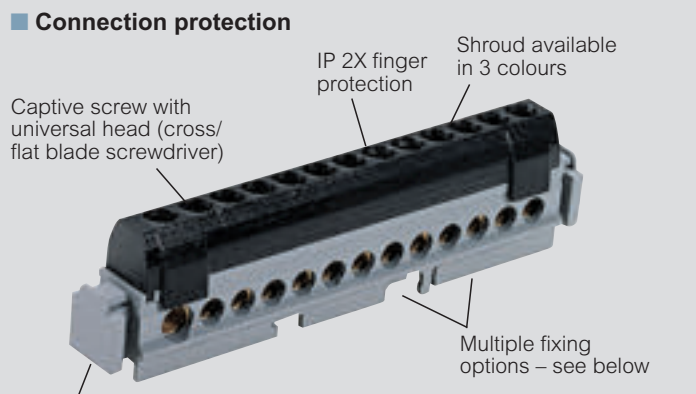
Conform to standard IEC 60998-2-1
 Supplied ready for use (screws captive and backed-off)
 100 A max. - 400 V~ with 25 mm² incoming
 80 A max. - 400 V~ with 16 mm² incoming
 lpk (kA) 60 : lcw (kA) 3-5

Pack	Cat. Nos.	Unshrouded terminal blocks		
		Fix using M4 dia. screw		
		Incoming capacity	Outgoing capacity	Terminal length (mm)
10	0048 01	1 x 6 to 25 mm ²	4 x 1.5 to 16 mm ²	45
10	0048 03	1 x 6 to 25 mm ²	8 x 1.5 to 16 mm ²	73
10	0048 05	1 x 6 to 25 mm ²	14 x 1.5 to 16 mm ²	122
10	0048 06	1 x 6 to 25 mm ²	19 x 1.5 to 16 mm ²	157
10	0048 07	1 x 6 to 25 mm ²	24 x 1.5 to 16 mm ²	192

		Fully shrouded terminal blocks		
Terminal blocks on support				
Mounting on or rail with universal terminal rail support Cat. No. 0048 11 or on 12 x 2 mm rail				
Supplied with Duplix markers ¹				
		Incoming capacity	Outgoing capacity	Terminal length (mm)
10	0048 20 ¹	-	4 x 1.5 to 16 mm ²	47
10	0048 22 ¹	-	8 x 1.5 to 16 mm ²	75
10	0048 24 ¹	1 x 6 to 25 mm ²	12 x 1.5 to 16 mm ²	113
10	0048 25 ¹	1 x 6 to 25 mm ²	16 x 1.5 to 16 mm ²	141

		IP 2X terminal blocks on support		
For fixing to 12 x 2 mm rail				
		Incoming capacity	Outgoing capacity	Terminal length (mm)
10	Phase (black) 0048 50	-	4 x 1.5 to 16 mm ²	47
10	0048 52	-	8 x 1.5 to 16 mm ²	75
10	0048 54	1 x 6 to 25 mm ²	12 x 1.5 to 16 mm ²	113
10	0048 55	1 x 6 to 25 mm ²	16 x 1.5 to 16 mm ²	141
10	0048 56	1 x 6 to 25 mm ²	21 x 1.5 to 16 mm ²	176
10	0048 58	2 x 6 to 25 mm ²	33 x 1.5 to 16 mm ²	276
Earth (green)				
10	0048 30	-	4 x 1.5 to 16 mm ²	47
10	0048 32	-	8 x 1.5 to 16 mm ²	75
10	0048 34	1 x 6 to 25 mm ²	12 x 1.5 to 16 mm ²	113
10	0048 35	1 x 6 to 25 mm ²	16 x 1.5 to 16 mm ²	141
10	0048 36	1 x 6 to 25 mm ²	21 x 1.5 to 16 mm ²	176
10	0048 38	2 x 6 to 25 mm ²	33 x 1.5 to 16 mm ²	276

		Supports for terminal blocks	
1	0048 10	Terminal side support	Consists of two side supports for positioning of up to 4 x IP 2X terminal blocks with the same dimensions to create a 2, 3 or 4 pole distribution block
5	0048 11	Terminal rail support	Adaptor support for or rail. Provides a firm fixing allowing IP 2X terminal blocks to be side or top mounted on to adaptor
5	0048 17	35 hole empty support	For screw terminal blocks Length : 276 mm
10	0048 19	Rail	1 metre length of 12 x 2 mm terminal mounting rail - accepts partly and fully shrouded terminals



¹ : Each terminal supplied with :
 - 2 green Duplix markers (+) - 2 blue Duplix markers (N) - 2 red Duplix markers (L)